

Heading for The James Young High School



2020-2021



Name _____

Primary School _____

Contents

Page No.

I am in P7	4
A Primary School Memory I have is ...	5
Things I am Looking Forward to	6
Things I am Worried About	7
Using a Solution-Focused Approach	8
What Will I Need for School?	9
Getting Organised – Timetable/School Day	10/11
Finding my Way Around	12-14
Ask Someone to Help You	15
Meeting New People	16
Rumours	17
School Expectations	18
JYHS Expectations	19
Uniform	20
Ready to Learn	21
Homework	22
I am Ready to Start my Adventure	23

I am in Primary 7

Draw a self portrait or put in a photo.



My Primary School is ...

My Secondary School will be ...

Talk about yourself; either draw pictures or write in the speech bubbles.

At school I think I'm good at...

In school I sometimes need help with...

At school really enjoy...

A primary school memory I have is....

If I could have one wish it would be...

The clubs I have joined are...


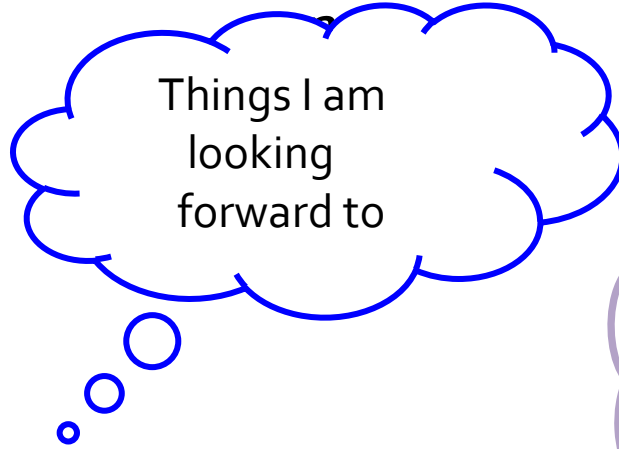
Out of school my hobbies are...

My family would like me to...


The interests I would like to develop are...

Thoughts About Changing School; either
draw or write your ideas in the speech bubbles.

Making



**Meeting
others
my own age**




**Learning
new
subjects
and
achieving
new skills**

**Joining
new
clubs**




**Being
with
old
friends**

Can you think of anything else?



Thoughts About Changing School; either draw or write your ideas in the speech bubbles



Not being able to do the work



Things that I am worried about

Dinner time

School rules



Being with older pupils

Being on time

Following a timetable

Meeting new teachers

You may have some ideas of your own.



Using a solution – focused approach

Think about something that worries you about changing schools

The image cannot currently be displayed.



On a scale of zero to ten how worried are you about going to
Secondary school?

What would make you feel less worried?

Have there been times when you have been worried about
something before?

What happened to make things better for you?

What point would you like to be at before going to Secondary
school?

What would make it one point nearer now?

Answer the questions

What Will I Need For school?



Circle the things that you may need for school.

Can you draw anything else you may need for school.

Remember, you may not need the same things each day.

Getting Organised Timetable

You will be given a timetable to let you know when your classes will start and end, what your class subject will be and which teacher will teach your subject. It will also tell you when your breaks and lunchtime are.

Reading your timetable, at night, will help you know what to pack for the next day. Pack only what you need!

The School Day Monday to Thursday

Personal Support Time	8.35-8.45
Period 1	8.45-9.35
Period 2	9.35-10.25
Period 3	10.40-11.30
Period 4	11.30-12.20
Period 5	12.20-13.10
Period 6	13.55-14.45
Period 7	14.45-15.35



If you forget something don't worry!
Everybody does it sometimes, even the teachers. It is always good to say "Sorry!"

Break time - 10.25 – 10.40



Break time lasts for 15 minutes.
You can bring a snack from home or buy something from the canteen.

You can go outside during break time but you are not allowed to leave the school grounds.

Lunchtime - 13.10 – 13.55

Lunchtime lasts for 45 minutes.
You can bring a packed lunch or buy something to eat from the canteen.

You will be given a PIN number to use to buy food. This can be topped up with money in the dinner hall or at home, by your parents online.

The school canteen sells hot meals, pizza, baguettes, fruit and cakes.

After the October holiday, if your parents agree, you can go to the centre at lunchtime.

There are some clubs which run on different days at lunchtime – you will find out about these in August. Many go to the library over lunchtime and engage in a variety of activities.

There are also quiet spaces available for you to access.

Friday

The school day finishes at 12.20 pm on a Friday.

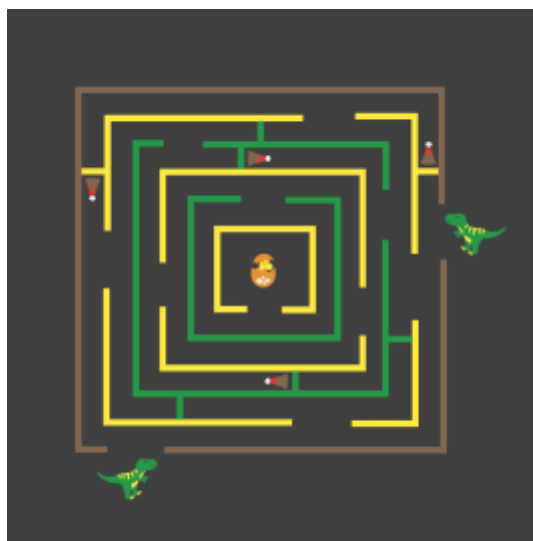
Finding My Way Around

A virtual tour is available via Powerpoint that has been sent to your Head Teacher and this can be shared with you. You just watch the slides from the beginning then click on the arrow to take you to different areas in the school. Use the school map on the next page to support you on the tour!

When you arrive in the school all S1 students will be met and taken to the Lecture Theatre where you will be given a warm welcome. There will be buddies for the first full week who will take you to and from classes.

You will each be given a copy of the map below to help as well. There are also signs on the walls throughout the school.

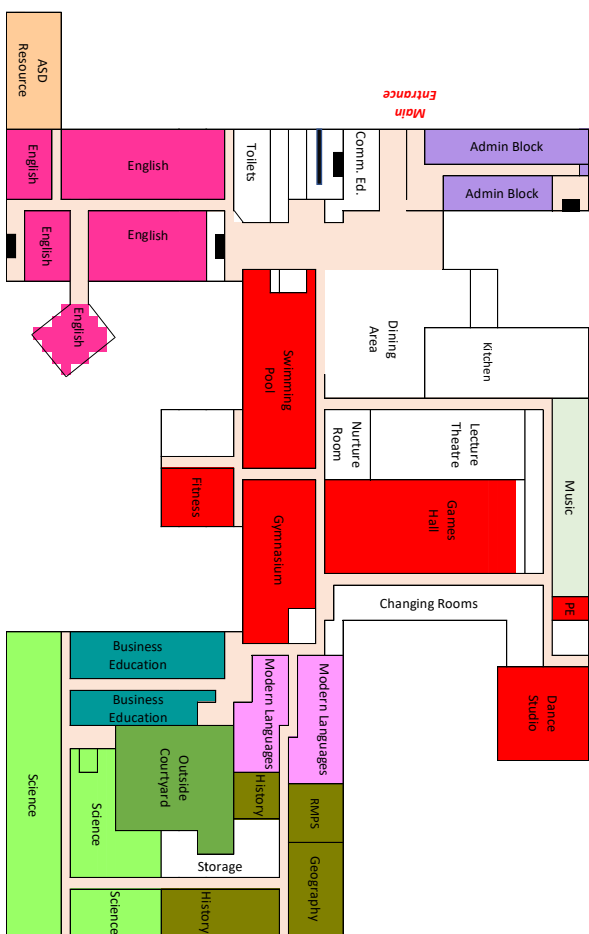
Remember there will always be someone to ask and the teachers are very understanding and know how confusing it can be. It may feel like the picture before at first but believe me after a few weeks you will be an expert.
















JAMES YOUNG MAP



First Floor



Ground Floor

<u>Subject</u>	<u>Symbol</u>	<u>Your Symbol</u>
Craft Design & Technology (CDT)		
Art and Design		
PE		
Maths	+ - ÷ ×	
English	A B C D	
Computing		
Business Education		
Home Economics		
Science		
Music		
Social Subjects		
Modern Languages		
PSE Support		
Library		
Admin Block		

Where can I go for help?

House System

There are four houses in The James Young High School:

Jura

Yell

Harris

Skye

As well as seeing your House Head every week in PSE, you will meet

1-1 with your House Head to check in shortly after you begin.

If you have any worries you can speak to your house's pupil support worker at break or lunchtime.



Mrs Blackie is the Pupil Support Worker for
Jura and Yell
houses.



Mrs Mason is the Pupil Support Worker for
Harris and Skye houses.

Houses compete for House points throughout the year.

These are awarded for both in and out of school activities.

You will also have Personal Support Time every morning for 10 minutes and you can share any concerns with your Personal Support Tutor as well.

Meeting New People



Most students in primary school will feel comfortable, happy and safe because they know everyone in the class. Going to secondary school will be different because you will be meeting lots of new people from other primary schools.

The important thing to remember is that everyone will feel the same way and that you are not alone. It is actually a good opportunity for you to make new friends.

You will also meet lots of new teachers in different subjects.

Some students love to meet new people and can make friends easily. Others find this much more difficult.



Here are a few tips to help you:

- Smile and say "hello"
- Tell them your name and ask them theirs
 - Find out what they are interested in
- Talk about some of your interests - you both might like music, computer games, sports, reading, animals, etc.



Rumours



Rumours are stories that are passed on from one person to another without any proof that they are true.



Most of your classmates will want talk about going to secondary school because it is a big step for you all. It is good to talk about all the exciting things ahead of you. It is also good to tell each other the things that you are a bit worried about.



Sometimes, young people can scare each other unnecessarily because they have listened to rumours about what secondary school is like.

What *RUMOURS* have you heard?

School Expectations

School expectations help to make a safe, respectful and positive learning experience for everyone.



JYHS School Expectations

As a pupil at The James Young High School you will be expected to be ready to learn, respect yourself, others and surroundings, as well as be responsible at all times –

READY RESPECTFUL RESPONSIBLE.

- arrive on time and prepared for the class
 - listen and contribute to the lesson
 - try your best at all times
- respect all other people in the school

Posters will be in classrooms and around the school reminding you of the expectations.

Some subjects like Home Economics and CDT may have certain rules that must be followed for the safety of you and others e.g. long hair has to be tied back.

Uniform

- White school blouse/shirt and school tie.
- Black V-necked long sleeved jumper, cardigan or pullover with or without school logo.
 - Smart black full length trousers.
- Black skirt (no shorter than mid-thigh).
- Plain black footwear (NOT trainers).



PE

T-shirt with short sleeves

Shorts/Jogging bottoms

Trainers

No football colours

No leggings



Ready to Learn?

Homework



You may be used to getting some homework at Primary School. It is important because it helps you practice the work you have been learning in class.

All of your homework will be recorded on a website/app called "Show My Homework".









Each pupil will have their own login and you will be able to see all of the homework that has been set for you. Teachers and parents are able to check if you have logged in and the app can be set to send you reminders of homework that is due.

Homework tasks will vary – you may have exercises to complete, writing to do or projects to work on. You are always expected to read over your notes regularly.

DO NOT WORRY - If you are struggling with homework you just have to ask the teacher or speak to your House Head for support.

I am Ready to Start my Adventure!

Scenario	Answer
<p>I know where to go if I need help</p> 	<p>I can speak to my teacher or go to Pupil Support at break or lunch.</p> <p>I can complete a note that asks to meet with my House Head and hand this in to Pupil Support. My house Head will then meet with me.</p>
<p>I know what to do if I am late</p> 	<p>If I am late I go to the school office to sign in and then go straight to class.</p> <p>Try to be on time as you don't want to miss out and fall behind in your learning.</p>
<p>I know what to do if I feel ill</p> 	<p>If I feel ill I should tell my teacher who will allow me to go to Pupil Support.</p> <p>If at break or lunch I should go straight to Pupil Support.</p>
<p>I know how to find my friends during the day</p> 	<p>I should arrange with my friends where we will meet at break, lunch and at the end of the day if we are not in the same classes.</p>
<p>I know what to do if I am going to be off school</p> 	<p>If I am going to be off school my parent/carer must call the school as early as possible to let them know.</p>
<p>I know what to do when I come back to school if I have been off</p> 	<p>If I have been off school I just go back to Personal Support time to ensure I have been registered and then follow my normal timetable.</p>

We can't wait to welcome you to the James Young High School Family - together we will grow and become stronger!

